




FLOORING SPECIFICATIONS
RAMP SPECIFICATIONS

MODULE IMAGE			
MODULE SIZE	ACTUAL 43.3" x 43.8" x 1.6" 109.98cm x 111.25cm x 4.06cm USABLE AREA 39.4" x 39.4" 100cm x 100cm		HEIGHT 1.6" 4cm WIDTH 18.5" 47cm LENGTH 19.7" 50cm
WEIGHT	HD SOLID BOTTOM 30.7lbs 13.93kg	STD OPEN BOTTOM 22.6lbs 10.25kg	STD UNDERLAP RAMP 4.6lbs 2kg STD OVERLAP RAMP 4.8lbs 2kg
WEIGHT CAPACITY	HD SOLID BOTTOM 84,300 PSF 585 PSI 907,398 PSM	STD DRAINAGE 69,373 PSF 482 PSI 746,725 PSM STD OPEN BOTTOM 74,061 PSF 514 PSI 797,186 PSM	STD OPEN BOTTOM 74,061 PSF 514 PSI 797,186 PSM
FLAMABILITY	ASTM E84 Class C UL 94HB	ASTM E84 Class C UL 94HB	ASTM E84 Class C UL 94HB
COLOR	Translucent or Dark Gray	Translucent or Dark Gray	Translucent or Dark Gray
MATERIAL	EverBase 4 is manufactured using high density polyethylene with structural modifiers that improve strength and reduce weight. The material also includes UV inhibitors that maintain material strength and flexibility while also preventing discoloration.		
DESIGN FEATURE	Translucent allows light penetration to surface below Tooless assembly Internal honeycomb structure for strength		Meets ADA compliance requirements (U.S.)
CONNECTION SYSTEM	Interlocking flange panel connection design		Interlocking flange panel connection design Attach along any connection point
SHIPPING INFO	54 units per standard pallet 26 pallets per 40ft ISO container 1,404 square meters per 40ft ISO container 11,652 square feet per 40ft ISO container		

